

## USER MANUAL

### PRODUCT NAME:

Disposable Foley Catheter

### PRODUCT USAGE:

Urine drainage

### USAGE METHOD:

Take off the peelable package, and pick up the Foley catheter and connect adapter with urine bag, then lubricate tip, insert through the urethra, do not stop insert until urine come out. Inject normal saline to inflate the ball, so that the catheter will not slip out of the bladder. Fix the catheter, and pull it out two days later.

### PRODUCT NAME:

Disposable Nelaton Catheter











### PRODUCT USAGE:

Urine drainage

### USAGE METHOD:

Take off the peelable package, pick up the Nelaton catheter and connect adapter with urine bag. Then lubricate the tip, insert through the urethra, do not stop insert until urine come out. After drainage, pull the catheter out of urethra.

## SYMBOLS:

Symbol	Definition of Symbol
	ATTENTION: See Instructions for Use
	The product meet the essential provisions of the European Directive 93/42/EEC concerning medical devices.
	Symbol for "BATCH CODE"
	This symbol shall be accompanied by the name and the address of the manufacturer
	Symbol for "CATALOGUE NUMBER"
	Protect from heat
	Keep dry
	Single use only
	Do not use if package is damaged
	Sterilized using ethylene oxide

## DISPOSAL

Follow local governing ordinances and recycling instructions regarding disposal or recycling of the device and components.



Jiangsu Suyun Medical Materials co., Ltd.  
No. 1 Medicine Lane, Renmin Road, 222002 Lianyungang, P.R.C.



Shanghai International Trading Corp. GmbH (Europe)  
Eiffestrasse, 80, D-20537, Hamburg, Germany

Rev. 1.10.11