

# INSTRUCTION MANUAL

## COSTA ESCAPE FLASH



CE



**OFF CARR S.r.l. Via Dell'Artigianato II, 29 35010 Villa del Conte  
(PD) Italy**

**Tel. +39 049 9325733 Fax +39 049 9325734**

## INDEX

<b>1. INTRODUCTION .....</b>	<b>4</b>
1.1 COSTA, ESCAPE, FLASH DESCRIPTION .....	4
1.2 FEATURES COSTA .....	4
1.3 FEATURES ESCAPE .....	5
1.4 FEATURES FLASH.....	5
<b>2. PREPARATION FOR USE .....</b>	<b>6</b>
2.1 HANDBIKE PREPARATION .....	6
2.2 PNEUMATIC PRESSURE CHECK .....	6
2.3 CHECKING THE BRAKES .....	6
2.4 CHECKING THE ACCESSORIES .....	7
<b>3. SETTING UP .....</b>	<b>7</b>
3.1 SETTING THE REAR HEIGHT OF THE SEAT (COSTA).....	7
3.2 SETTING THE BACK-REST POSITION .....	8
3.3 SETTING THE FOOT-REST POSITION.....	8
<b>4. USE OF THE HANDBIKE .....</b>	<b>8</b>
<b>5. KEY MEASURES TO BE TAKEN TO LIMIT THE RISKS ASSOCIATED WITH MISUSE OF THE HANDBIKE .....</b>	<b>10</b>
<b>6. MAINTENANCE, INSPECTIONS AND CONTROLS .....</b>	<b>11</b>
<b>7. TECHNICAL SERVICE .....</b>	<b>12</b>
<b>8. GUARANTEE TERMS.....</b>	<b>13</b>
<b>9. PACKAGING, SHIPPING AND DELIVERY .....</b>	<b>14</b>

## 9. Packaging, shipping and delivery

All the OFF CARR handbikes are shipped in closed cardboard cases to protect them from knocks and dust.

The package include the handbike configured as per your request, this Instruction manual.

The handbike must be transported in trucks that protect it from atmospheric agents, as indicated on the packing case.

Upon receipt, check the case integrity and in case of problems notify them on the waybill.

Open the package, remove the handbike and check it is not bent or scratched or damaged. In case of problems, note your remark on the waybill and notify them immediately to the forwarder.

Once these checks have been carried out, place again the handbike in its packing until it will be used, keeping it in a dry place.

Do not place any objects over the packing case.

*OFF CARR s.r.l. reserves the right to make improvements and / or changes its products without notice with respect of the device features, suitability and certifications, the warranty contract and the availability of spare parts according with the terms of law.*

Thanks for choosing an *OFF CARR* wheelchair.

From more than 25 years *OFF CARR* listens and interprets customer's needs by inventing highly innovative and technologic solutions, always aimed at reducing daily mobility problems, with special attention to product style and at improving quality of life for all customers.

OFF CARR has a certified system for quality management following the UNI EN ISO 9001:2015 regulation and a productive system following the UNI EN ISO 13485:2016 regulation. These certifications offer prestige to the company and find confirmation in the quality of products and in customer satisfaction.

**OFF CARR also meet the 93/42/CEE directives, upgraded with the 2007/47/CE directive.**



**Before using or making adjustments on this device, carefully read what reported on this manual.**

**In case of need, please contact an authorized dealer the manufacturer at the following address**

**OFF CARR s.r.l.**

Via dell'Artigianato II, 29

35010 Villa del Conte (Padova) Italy

Tel. +39 049 9325733 Fax +39 049 9325734

E-mail: [offcarr@offcarr.com](mailto:offcarr@offcarr.com) <http://www.offcarr.com>

## 1. Introduction

The handbikes **COSTA**, **ESCAPE** and **FLASH** are non-intrusive medical devices, specifically designed to reduce and counterbalance a physical handicap.



**The use of the handbikes or of parts of them is forbidden for different uses than the ones written on this manual.**

### 1.1 COSTA, ESCAPE, FLASH Description

The handbikes COSTA, ESCAPE and FLASH are made with a rigid 3 wheel frame with manual pushing. Other details are made with composite materials, as carbon fibre, aluminum or steel alloys. Various frame colours are available. The seat upholstery and of the backrest are, usually made in black nylon cloth. The backrest can be also made with breathable material to increase the customer's comfort. The backrest's upholstery is easily removable to make the cleaning and washing operations easier.

The rear wheels are 24" or 26" and they are equipped with fixed axle . They have a camber of 2°, 6° or 12°.

The foot-rest is made in aluminium and can easily adjusted.

The bike is supplied with a parking brake and a standard brake.

### 1.2 Features COSTA

Aluminium frame  
Adjustable seat  
Adjustable back-rest  
Adjustable foot-rest  
26" rear and front wheels  
6° or 12° rear wheel camber  
Double front brake  
Parking brake  
Tension adjustable back-rest upholstery  
Detachable bumper bar  
Wireless computer  
Weight: 16 kg

#### **Maximum load 115 Kg**

The order form allow different setup and various combination of accessories.

## 8. Guarantee terms

- The frame is guaranteed for two years from the delivery date of the wheelchair. Register your wheelchair on our website [www.offcarr.com](http://www.offcarr.com).
- Parts subject to normal wear and tear are not covered by the guarantee, unless wear is caused by a manufacturing fault.
- The guarantee does not cover transport.
- If a fault occurs during the guarantee period, OFF CARR will:
  1. Repair the faulty part
  2. Replace the faulty part
- The guarantee does not cover damage caused by negligence, improper use, mishandling or incorrect maintenance by unauthorised personnel or by the user.
- OFF CARR is not responsible for damages caused during transport. The forwarder company is the only responsible, therefore please inform both the forwarder company and OFF CARR of any damage that has been caused by the transport.
- This guarantee does not cover injury or others damages eventually related to a malfunctioning of the wheelchair.
- The identification number label must never be removed from the wheelchair frame, otherwise the guarantee is no longer valid

## 7. Technical service

For any problems or fault or breakage please inform immediately the authorized dealer supplying the following indications:

- Model
- Identification number (“Matricola” on the gold label on the frame).
- Fault description

In case of direct contact with the manufacturer assistance please communicate also:

User name and full address  
Dealer name and address.

### 1.3 Features ESCAPE

Aluminium frame  
Adjustable back-rest  
Padded back-rest and seat upholstery  
Adjustable foot-rest  
26” rear and front wheels  
27 gear Shimano XT or Revoshift 24 gear group  
2° or 6° or 12° rear wheel camber  
Parking brake  
Tension adjustable back-rest upholstery  
Detachable bumper bar  
Wireless computer  
Weight: 17,4 kg

#### **Maximum load 115 Kg**

The order form allow different setup and various combination of accessories.


### 1.4 Features FLASH

Aluminium frame  
Adjustable back-rest  
Padded back-rest and seat upholstery  
Adjustable foot-rest  
26” rear and front wheels  
27 gear Shimano XT or Revoshift 24 gear group  
2° or 6° or 12° rear wheel camber  
Parking brake  
Tension adjustable back-rest upholstery  
Detachable bumper bar  
Wireless computer  
Weight: 17,4 kg

#### **Maximum load 115 Kg**

The order form allow different setup and various combination of accessories

## 2. Preparation for use

 The preparation for use of these devices must be performed by qualified personnel both for evaluate the suitability of the product and to provide the correct instructions to the user.

### 2.1 Handbike preparation

- The handbike is shipped with the rear wheels not assembled.
- Mount the rear wheels, screwing and fixing properly the wheel axle.

### 2.2 Pneumatic pressure check

A periodical check of the pneumatic pressure may helps to keep the handbike efficient and more comfortable.

Verify the tire pressure value according to the value marked on the tyre.

Normally 7.5 BAR is the right value for high pressure tyres.

The above value is indicative as the specific value is always available on every tyre.

### 2.3 Checking the brakes

To check the functioning and the efficiency of the parking brakes act as following:

- Activate the brake
- Check if the wheels are blocked.
- If necessary you can act on the wire adjustment device to set-up the proper brake power.

## 6. Maintenance, inspections and controls

Weekly:

- ✓ Check the extraction efficiency of the devices and if necessary, grease the pins and bushes with a little of lubricant.

Weekly:






- ✓ Check the tire pressure. Each tire shows on the lateral bands the maximum pressure for which they were designed. A flat tire affects the agility of the handbike.

Quarterly:

- ✓ Check the wear of the wheels.
- ✓ Check the efficiency of the bearings on the rear wheels.
- ✓ Check the efficiency of the brakes.
- ✓ Lubricate transmission parts.

It is recommended to refer only to authorized and qualified personnel to perform maintenance programs, adjustments, and components replacement on the handbike.

## 5. Key measures to be taken to limit the risks associated with misuse of the handbike

-  It is suggested to verify the proper assembly and the efficiency of the axle fixing the rear wheel before using the hanbike and always after performing releasing and assembly of the rear wheels to the frame.
-  To keep efficient the handbike and maintain its safety requirements is suggested to perform regularly a maintenance program.
-  Ineffective maintenance operations and improper use of the device could cause damage ad injury to the user or assistant.
-  In case of transport by plane is recommended to reduce the tire pressure.
-  Before the transfer from \ to the handbike remember to activate the parking brake.

## 2.4 Checking the accessories

Any accessory required at the time of the configuration of the handbike may be shipped separately. If so they should be properly installed before using the handbike.

## 3. Setting up

The handbike is shipped configured according to the order form. The selected parameters in the order form, should ensure the best postural to match the customer's needs. Keeping in consideration of potential conflicts of configuration is still possible to perform other set up adjustment to fit better the user needs.

**Please refer to authorized and qualified personnel only to perform any type of adjustment on the handbike.**

### 3.1 Setting the rear height of the seat (COSTA)

It is possible to change the rear seat height by changing the position of the seat block:

- Unscrew completely and disassembly the holders connecting the seat to the rear axle.
- Change the position of the seat tube over or under the rear axle.
- Fix again the holders.

### 3.2 Setting the front height of the seat (COSTA)

It is possible to change the front seat height by changing the position of the seat block:

- Unscrew completely the bar under the seat from the main frame.
- Select the desired position.
- Fix again the bar.

### 3.3 Setting the back-rest position

The back-rest can be move forward and backward and also the be adjusted in inclination.

- To change the inclination act on the rear tube connecting the back-rest to the frame.
- To move it forward or backward act on the right and left blocks connecting the back-rest to the seat frame.

### 3.4 Setting the foot-rest position

- To change the position of the foot-rest, unscrew the screw fixing the foot-rest to the frame.
- Move the foot-rest on the requested position
- Fix the screw.

## 4. Use of the handbike



**In order to move safely and effectively use the handbike, it is recommended to always consult qualified personnel.**

Here are some suggestions and recommendations for proper use of the handbike, also aimed at maintaining the security features in time and duration:

- The hanbike should be only used for the transport of a person and not of objects in general.
- Avoid contact with sea water and sand, and in these cases proceed to an immediate and accurate cleaning.
- Perform a general check of the handbike at least every three months, in particular by checking tire inflations, the working of the axes fixing the rear wheels, the efficiency of the brakes and possibly put a little lubricant if necessary.
- Clean periodically the handbike using a damp cloth and avoid even partial immersion..
- The handbike in specific setups can include among its parts some chromed metal components. If you are allergic to chromium do not use the device and inform the producer for the required substitutions, if not already specified in the order. Please notify the company if allergies or other similar problems due to contact with materials making

up the handbike are developed

- The fabric used for the upholstery of the handbike is not waterproof. In case of necessity it can be washed with water at low temperature.



**Keep the handbike away from heat sources, as not all coatings in the order form are fireproof.**