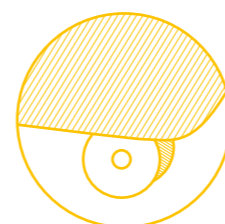




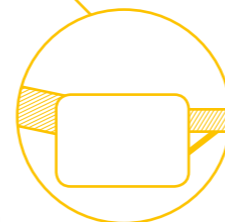
K06



Roller opzionali
Optional Roller system



Funzione Eleva
Eleva function



Bedsystem
Bedsystem



Portata
Weight capacity

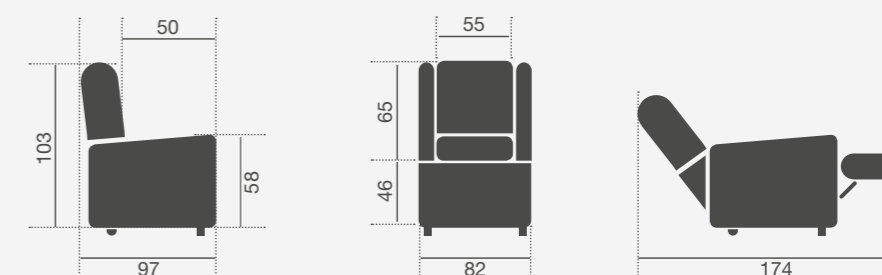
Cod. **K06-2**

Cod. **K06-2R**

- Struttura in ferro e legno
- Imbottitura in poliuretano espanso indeformabile a densità differenziata
- Meccanica 2 motori con funzioni Lift / Relax / Bed
- Tessuto di qualità con alta resistenza all'usura
- Sollevamento parallelo dal pavimento di circa 15 cm per agevolare l'avvicinamento al tavolo (funzione Eleva)

- Iron and wood structure
- Padding in non-deformable polyurethane foam with differentiated density
- 2-engine mechanics with Lift/Relax/Bed functions
- Quality fabric with high wear resistance
- Lifting parallel to the floor for about 15 cm to facilitate the moving closer to a table (Eleva function)

Dimensioni / Dimensions



Posizioni / Positions

